



# The Apple Core

14801 N 103rd Avenue Sun City AZ, 85351-1906

623 933 5300


[info@sunmacsclub.com](mailto:info@sunmacsclub.com)



## NEXT MEETING DATE

*Sundial West Hall*  
**8:30a.m. Saturday**  
**November 12, 2022**

Come early, enjoy the goodies, and visit with other members. Wear your name tag. This is also an excellent time to pay your 2023 dues.



## *The Presidents Letter*

I hope that all our members had a good summer. I welcome back our winter visitors and hope your travels went well.

All Members and potential members are invited to attend our November General Meeting Saturday Nov 12 at 9:00 for the election of our 2023 officers.

November starts our full schedule of classes. Unfortunately, the lack of instructors and monitors has led to a cutback of classes.

Members are encouraged to review our November schedule. If a class is not scheduled then the club room will be closed.

November starts our membership drive. Dues are \$20.00 a year per member. \$30.00 for couples at the same

address. Dues collected will be good to the end of 2023.

Our Club, like all clubs in Sun City live and die by its Volunteers. Without our volunteers our club cannot survive. Please Volunteer.

Volunteers are always needed to instruct and to monitor classes. For those members who are not comfortable being "up front", all our Officers, Committees, instructors and monitors can always use help and assistance doing their jobs.

We need volunteers to fill vacant committee positions for 2023. The two main positions needing a Chairperson are the Social Committee and Monitor Committee.

The Social Committee is responsible for providing social opportunities for Club

members, the annual End of Year Breakfast, and coffee & tea and treats at Club socials and General meetings.

The Monitor Committee shall provide training for Monitors to include signing in, greeting of guests, use of Membership applications, and answering questions about the Club.

*Isaac Bonifas*  
[president@sunmacsclub.com](mailto:president@sunmacsclub.com)

### ***New Class***

#### ***“Streaming with Apple”***

Thinking of cutting the cord and getting rid of cable or satellite TV? Let me show you how I did it.

This class will be offered November 7<sup>th</sup>, 1:00 pm and November 16<sup>th</sup> evening at 7:00.

*Agnes Holub*

#### **ABOUT THE CLASS SCHEDULE:**

Please remember that the latest edition of the class schedule is always on the website. Changes and additions are occasionally made throughout the month

so be sure to check the website.

### ***Become a Monitor***

*By Barbara*

- It is not a difficult job
- We are an all-volunteer club
- Easy way to give back to your club
- Only takes two hours of your time once a month
- Wonderful way to meet other members of the club
- Opportunity to sit in on a class you might not ordinarily attend
- Don't need to be a computer expert.

*Barbara Craft*  
*Monitor Chairperson*  
[Monitor@sunmacsclub.com](mailto:Monitor@sunmacsclub.com)

### ***Tips and Tricks***

*By Agnes*

#### ***DID YOU KNOW THIS?***

You can print and make copies on the clubroom printer. Just drop \$.10 per page in the container beside the printer.

*Agnes Holub*  
*Editor*  
[applecore@sunmacsclub.com](mailto:applecore@sunmacsclub.com)

## ***Tech Talk***

***By Isaac***

As mentioned last Month, Apple continues to update and upgrade their software. On Oct 24<sup>th</sup> Apple issued a major update their iOS devices as follows; iPhone OS to 16.1.0, iPad iOS to 16.1.0, Watch OS to 9.1.0, and tvOS to 16.1.0. This update completes the major update (9.0.1 to 9.1.0). I have upgraded all my apple “i” devices with no problems. At this point I recommend upgrading from 15.x.x to 16.1.x.

**IMPORTANT: MAKE A CURRENT BACKUP** before performing any update/upgrade. When upgrading, plug the device into an AC power source to ensure stable power. Apple makes

updating easy and reliable and problems are rare. Don't be the one that didn't Backup when update/upgrade problems occur.

Macs were not left out; Apple issued the latest upgrade for the Mac called Ventura (MacOS 13.0.0.). I upgraded my 2022 Mac Studio and 2020 MacBook Pro with no problems. I recommend that club members hold off upgrading from Mac OS12 to Mac OS 13 until a major update is dropped to MacOS 13.1.0

Remember that a Major Update rewrites the software to take advantage on the new devices introduced by Apple. While the Apple fundamentals stay consistent, what you see

may change. For example, the “System Preferences” app for the Mac has changed to “System Setting” App in Ventura. The layout has been changed; however, the change will be familiar to any user using Apple iPhone/iPads that use the Setting App in those devices.

Your club is a great place to get more information about new programs and equipment that Apple introduces.

See you there

# Hide My Email Feature on iOS with Safari - *Rich Cornwell*

I've recently found a feature built into the iOS that allows you to email or sign up for a new website or App that uses a fake email address. Everything is sent to your normal email through this fake email so the company you are signing up with never sees your true email address. This is to help you control proliferation of spam to your true email account.

To use this feature, you need several things: you must be using Safari, you need to be using iOS 15 or higher, you need an iPhone or iPad. Lastly, you need to be an iCloud+ subscriber.

For \$0.99, \$2.99, or \$9.99 per month, depending on the storage option chosen,

## iCloud+ with 50GB storage

- 50GB of storage
- iCloud Private Relay
- Hide My Email
- Custom Email Domain
- HomeKit Secure Video support for one camera

Share everything with up to five other family members.

## iCloud+ with 200GB storage

- 200GB of storage
- iCloud Private Relay
- Hide My Email
- Custom Email Domain
- HomeKit Secure Video support for up to five cameras

Share everything with up to five other family members.

## iCloud+ with 2TB storage

- 2TB of storage
- iCloud Private Relay
- Hide My Email
- Custom Email Domain
- HomeKit Secure Video support for an unlimited number of cameras

Share everything with up to five other family members.

iCloud+ gives you:

This month is a little different. While researching information to write my article, I came across this article (<https://www.iphonetricks.org/how-to-hide-my-email-with-icloud-plus/>) which is very well written to describe how to use the Hide Your email feature. I'm including this article below:

# How To Hide My Email On iPhone, iPad & Mac With iCloud+

Posted in [How To](#) by Vlad on September 2, 2021



## Hide My Email in iCloud+

iOS 15, iPadOS 15 and macOS Monterey come with a new *Hide My Email* feature that allows you to conceal your email address when interacting with websites and apps across the web. This new privacy option is available with iCloud+ (iCloud Plus), Apple's premium version for iCloud.

## What Is Hide My Email?

This new iCloud feature allows you to create random email addresses that forward to a personal email address that you choose.

Hide My Email allows you to interact with various apps, websites and business without disclosing your real email address.

## How To Enable Hide My Email

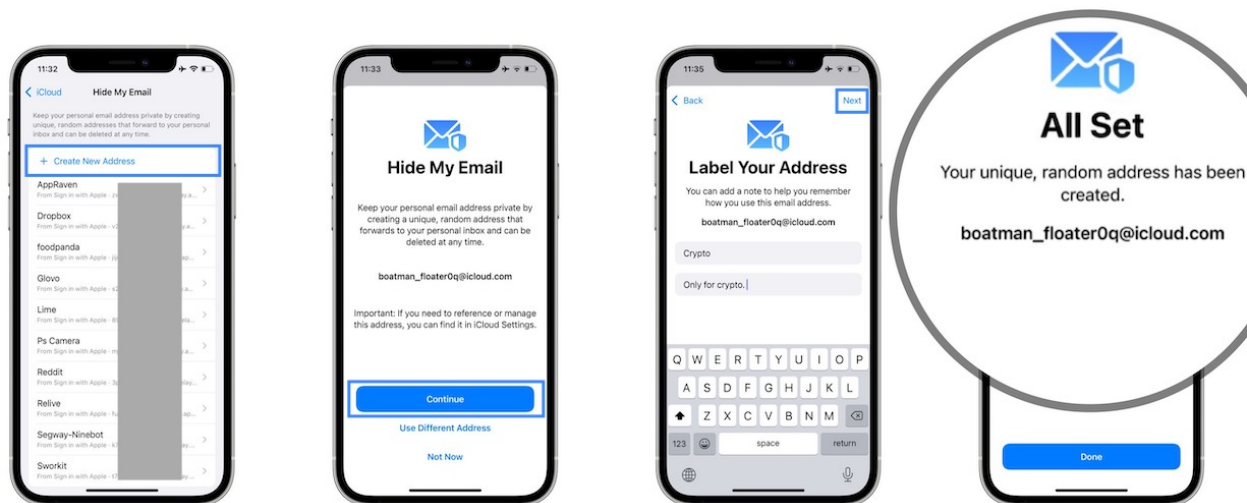
To be able to set up random email addresses with Hide My Email you need to be an iCloud+ subscriber:



- Open **Settings** and tap on your **Apple ID** at the top of the screen.
- Go for **iCloud**.
- Tap on **Hide My Email**.
- **Fact:** The iCloud+ splash screen will be displayed if you're not yet a subscriber. You're informed about the services included in the Plus package: **Private Relay**, *additional iCloud Storage*, **Hide My Email** and **HomeKit Secure Video**.
- Go for **Subscribe to iCloud+**

- **Fact:** If you're already paying for additional iCloud storage, you automatically become an iCloud+ subscriber in **iOS 15**. More, Apple One membership is also covering the iCloud+ package.
- 

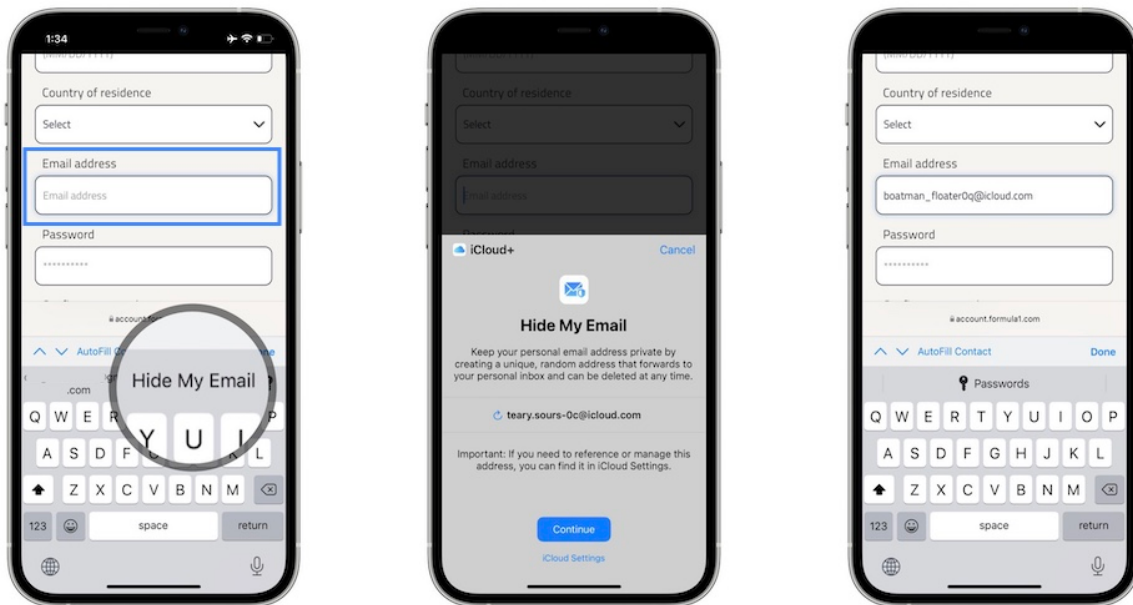
## How To Create A New Address In Hide My Email



- Open **Hide My Email** in *Settings* and tap on **Create New Address**.
  - A random address is displayed. Tap **Use Different Address** to see another suggestion.
  - **Tip:** There are 3 suggestions available, that rotate in a loop every time you press the *Use Different Address* option.
  - Tap **Continue** when you decided for one of the three options.
  - **Label Your Address**. This will help you to easier identify it. An optional note is also available.
  - Tap **Done** to end the process. That's it!
-

# How To Use A Random Hide My Email Address

You can use the randomly created email address whenever you send an email from the stock *Mail* app, or when you sign up for a new account on a website, in *Safari*.



Simply tap the *email field* on any sign up form and you will get the *Hide My Email* suggestion on top of the iOS keyboard.

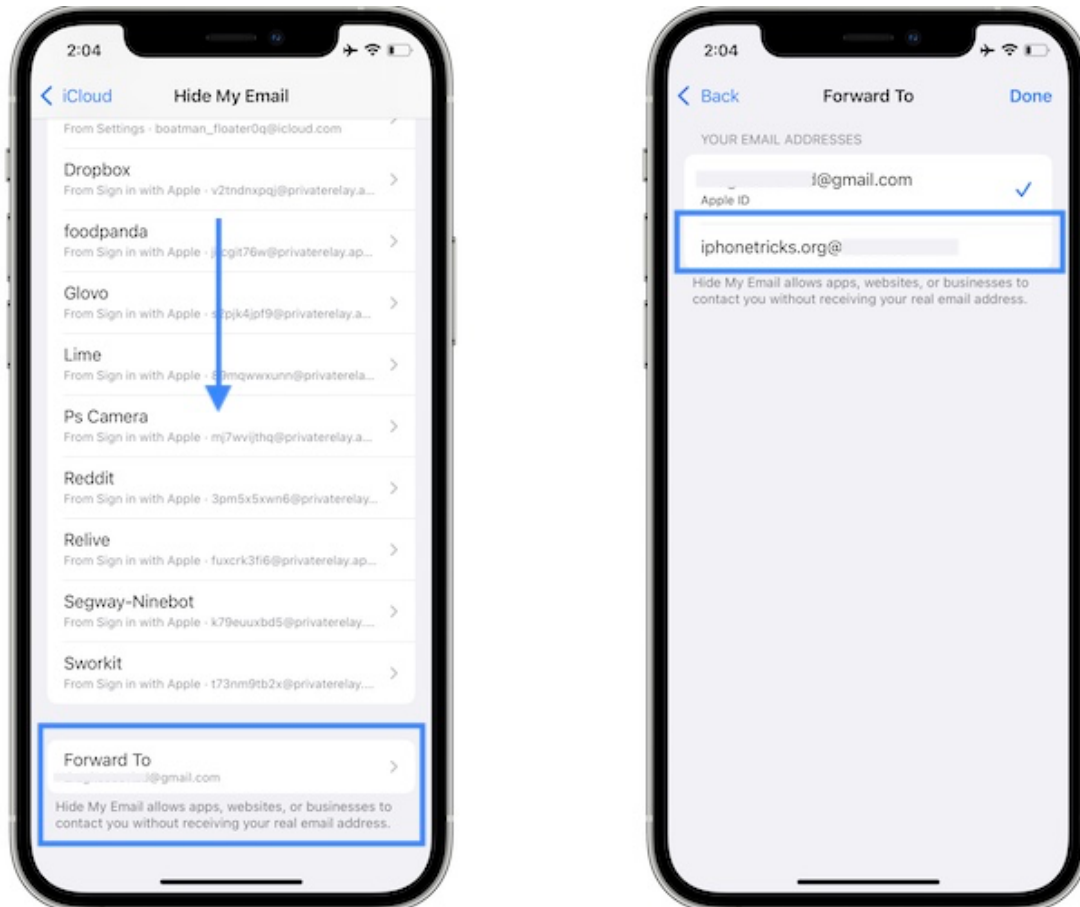
Tap it and a random email is generated by *iCloud+*.

**Tip:** You can also use an email address that you've already created!

# How To Change Hide My Email Forward To Address



To edit the email account that receives all the email addresses forwarded by Hide My Email and [Sign In with Apple](#) proceed as follows:



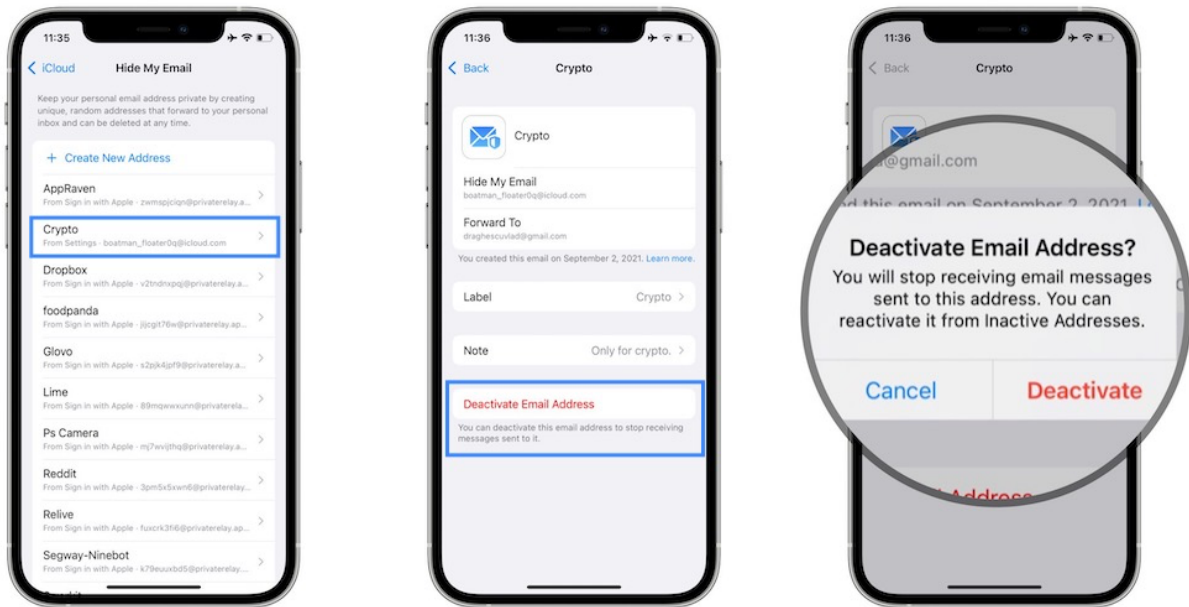
- Browse for **Settings -> Apple ID -> iCloud -> Hide My Email**.
- Scroll all the way to the bottom of the screen and tap on **Forward To**.
- **Select** one of the available email addresses.

---

**Tip:** If the desired email account isn't listed you can add it in *Settings -> Mail -> Accounts*.

## How To Deactivate A Hide My Email Address

If you encountered a spammy website or web service and want to stop receiving junk emails from it, you can deactivate the random email address that has been assigned to it:



- Tap on the Label in question for the random email listed on the *Hide My Email* home screen and use the Deactivate Email Address option.
  - Or, browse the *Sign in with Apple* records for that account and deactivate the *Forward To* option.
-

**NOVEMBER 2022**

	Monday	Tuesday	Wednesday	Thursday	Friday	Saturday
30	31	1	2	3	4	5
		Morning No Class due to RCSC Meeting ----- Afternoon No Class Instructor	Morning Creating Fun Documents w/ Rich ----- Afternoon No Class Instructor	Morning iPad RT w Cheryl ----- Afternoon Club Board Meeting		
6	7	8	9	10	11	12
	Morning Using iOS16 w/ Isaac ----- Afternoon Streaming on AppleTV w/ Agnes	Morning iCloud w/ Isaac ----- Afternoon No Class Instructor	Morning No Class Instructor ----- <b>EVENING</b> Using Shortcuts w/ Rich	Morning Walk-In Help w/ multiple ----- Afternoon Organizing Your Apps w/ Agnes		Membership Meeting - 9am
13	14	15	16	17	18	19
	Morning iPhone RT w/ CHERYL ----- Afternoon Notes Deep Dive 1 of 2 w/ Rich	Morning No Class Instructor ----- Afternoon Notes Deep Dive 2 of 2 w/ Rich	Morning Using Files and Folders w/ Isaac ----- <b>EVENING</b> Streaming on AppleTV w/ Agnes	Morning Using Pages w/ Leslie ----- Afternoon Organizing Your Apps w/ Agnes		
20	21	22	23	24	25	26
	No Classes	No Classes	No Classes			
27	28	29	30	1	2	3
	Morning iPad RT w/ Barbara ----- Afternoon Using Control Center w/ Rich	Morning Walk-in Help w/ multiple ----- Afternoon Cutting the Cord w/ Gloria	Morning Safe Surfing w/ Isaac ----- Afternoon No Class Instructor		Note: There will be no classes scheduled the last 2 weeks of December	

**Classes Start @ 9am/1pm/7pm.  
Club Door Opens 30 minutes before.**

## CLASS DESCRIPTIONS

(Not all classes offered every month)

**Genealogy with Gene:** Come in and ask questions about how to research your heritage. This is an open format class that operates much like a Round Table (RT).

**Walk-In-Help:** having a problem using your Apple device? Not sure if you should upgrade your software? Want to learn more about what you can do with your iPhone? Then join us in a Walk-In-Help session where you can talk one-on-one with other club instructors and get your questions answered. These operate on a first-come first served basis.

**Using Control Center with Rich:** iOS has many settings and apps that are accessible through the Control Center. In this class, we cover what the settings are and how you can configure the Control Center so it works best for you.

**iCloud with Isaac:** Come and learn how to manage your iCloud account including your storage, mail, contacts, photos, etc.

**Safe Surfing with Isaac:** Make sure you are doing everything you can to ensure your information is safe while using the internet.

**Home Automation with Rich:** In this class we explore the ways in which we can add functionality to our lives by introducing automation devices into our homes. This can range from adding a Smart TV or a Ring Door Bell to adding devices that can turn on lights, run the vacuum, or save water on our irrigation systems.

**Intro to Social Media with Rich:** Learn about different Social Media sites and apps, what they are, who uses them, and how to safely use them for your needs.

**Intro to Apple Watch with Rich:** Should you use an Apple watch? Which one? What are the capabilities of an Apple Watch? Find out in this class.

**Future of the Web with Rich:** Learn about the history of the internet and what it will look like in the future.

**Social Hour:** Come in and just chat about any topic, meet other members, and have fun.

**Streaming With AppleTV with Agnes:** This class is intended for members who do not own a smart TV but would like to cut the cable or satellite connections and learn how to stream movies and TV shows on demand as well as live TV. We start at the beginning with the equipment required and how to install it.

**Designate a Legacy Contact with Rich:** A legacy contact is someone you trust to have access to the data in your account after your death. This course can be offered as a short subject and combined with another course. It is also on the website.

**Using Shortcuts with Rich:** Apple added Shortcuts to the iOS operating system which allow you to automate various tasks on your iPhone or iPad. We will look at how Shortcuts work and create a few of our own. Note: this is not a beginner class and will be held in the evening.

**Notes Deep Dive with Rich:** The Notes too on your phone is much more than just a quick note program. In this 2-day session, we will learn about all the various menu options and how to use some of Notes more advanced features.

**Using Files and Folders with Isaac:** There are many ways to sort and organize your files on your computer. This class will show some ways including nested folders, smart folders, web page bookmarks, and using the search bar to find what you are looking for,

**Safe Surfing with Isaac:** Make sure you are doing everything you can to ensure your information is safe while using the internet.

**Cutting the Cord with Gloria:** There are many ways to watch the shows and movies you enjoy using on-line services and apps. This class reviews some of those methods including costs and availability of services, and offer some ways you can get the shows delivered to you when you want, how you want.

**iPad / iPhone Round Table (RT) with Cheryl or Barb:** Come in and learn from everyone on ways to use your iPad. Round Tables allow students to interact with each other as well as the instructor to create a friendly, inclusive learning environment.

**Using iOS16 with Isaac:** Come and learn how to upgrade to iOS16 and what the new features are that you will want to use.

**Using Pages with Leslie:** Pages is Apple's free word processor included with their computers, iPads, and iPhones. In this class you will learn the basics of using a template, formatting, adding images, and saving your documents.

**Organizing Your Apps with Agnes:** Learn how to search, move, group, add, and remove apps on your iPhone or iPad

**Creating Fun Documents with Rich:** Let's create some cards and posters using Pages and Canva.